





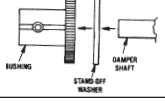









Illustration	Model	Description	For Use With
	CME-1000 Series	Auxiliary (rotary) switches (also for damper shaft mounting) See preceding page for part numbers and specifications	CEP-4000, CSP-5001, MEP-1500, MEP-5000, TSP-5000 series actuators
	CME-2001 CME-2002	Snap-on feedback potentiometers 7.5K ohm @ 90° potentiometer 750 ohm @ 90° potentiometer	CEP-4000, MEP-1500 series actuators
	CME-2003	Snap-on feedback potentiometer 10K ohm, 1/3 watt potentiometer	MEP-5000 series tri-state (not fail safe) models
	CME-7001 CME-7002	End Switch Kit SPDT End Switch DPDT End Switch	MEP-7000, MEP-7700 series actuators
	HCO-1151 HCO-1152	NEMA 3R Weather Enclosure for MEP-5000 series actuators for MEP-7000/7700 series actuators	used as weatherproof enclosure
	HMO-4536	Stroke Stop Kit	MEP-7000, MEP-7700 series actuators
	HMO-4509	Kit to mount auxiliary switches or feedback potentiometers directly on 1/2" OD extended damper shaft	CME-1000 series end switches; CME-2001, CME-2002 potentiometers
	HFO-0011	Reducer bushing for mounting actuator on 3/8" damper shaft	MEP-1500, MEP-5000 series actuators
	HMO-4517	Front mounting bracket & hardware for use when connecting to damper with linkage assembly	MEP-1200 series actuators
	HMO-4518 HMO-4520 HMO-4526	Wiring connectors 2-part snap-in connector for 1/2" flexible metal conduit Compression bushing for plenum wire strain relief Female connector for 1/2" rigid conduit	MEP-1200, MEP-1260, MEP-1270, MEP-5000, MEP-5060, MEP-5070, MEP-5370 series actuators
	HPO-0062	Replacement motor/gear box	CEP/CSP Actuators with date codes after 9225 (June 1992)
	VTD-12 VTD-18 VTD-24 VTD-36 VTD-48	5/16" diameter plated pushrod 12-inch long pushrod 18-inch long pushrod 24-inch long pushrod 36-inch long pushrod 48-inch long pushrod	used as required to connect between actuator linkages and damper shaft linkages
	VTD-0804	Swivel ball joint for connecting 5/16" pushrod to crankarm	VTD-1400 series or other crankarms
	VTD-1403 VTD-1404 VTD-1405 VTD-1406	Slotted crankarm For 3/8" shaft (3.18" maximum radius) For 1/2" shaft (3.18" maximum radius) For 1/2" shaft (4.93" maximum radius) For 3/8" shaft (4.93" maximum radius)	used to connect actuator linkage to damper shaft